





Republic of the Philippines
Department of Environment and Natural Resources
ENVIRONMENTAL MANAGEMENT BUREAU – RO No. 8
Palo Cathedral Compound, Brgy. Luntad,
Palo Leyte



January 4, 2017

Ms. **RUTH L. TUdTUD**
State Auditor III
Audit Team Leader- EMB R8
NGS R8, Cluster 8, Team No. 31

ENVIRONMENTAL MANAGEMENT BUREAU 8
RELEASED BY: 
DATE: 01/05/2017
TIME: 1:57pm

Dear Madam:

Greetings!

Respectfully submitting herewith the quarter reports of EMB-R8 as of December 31, 2016, to wit:


1. FAR No. 5- Consolidated Quarterly Report of Revenue and Receipts

Please acknowledge upon receipt thereof.


Thank you.

Very truly yours,

“For and in the absence of the Regional Director”


FOR. **MANUEL J. SACEDA, JR.**
Senior EMS
OIC, Office of the Regional Director
DENR-EMB 8, Palo, Leyte

Consolidated Quarterly Report of Revenue and Other Receipts
As of the Quarter Ending December 31, 2016
(In Pesos)



Department : DENR
Agency : EMB
Operating Unit : REGION 8
Organization Code (UACS) : 10 002 03 00008

CLASSIFICATION/SOURCES OF REVENUE AND OTHER RECEIPTS	UACS Code	REVENUE TARGET (Annual)	ACTUAL REVENUE AND OTHER RECEIPTS COLLECTIONS					CUMULATIVE REMITTANCE/DEPOSITS TO DATE			VARIANCE		Remarks
			1st Quarter	2nd Quarter	3rd Quarter	4th Quarter	TOTAL	Remittance to Btr	Deposited with AGDB	Total	Amount	%	
1	2	3	4	5	6	7	8=(4+5+6+7)	9	10	11=(9+10)	12=(8-3)	13=(12/3)	14
A. GENERAL FUND													
- Tax													
- Non-Tax													
Clearance and Certification Fees	4020104000	-	30,725.00	18,640.00	110,425.00	89,085.00	248,875.00	248,875.00	-	248,875.00	248,875.00		
Supervision and Regulation Enforcement Fees	4020107000	-	90,495.00	109,610.00	202,145.00	86,630.00	488,880.00	488,880.00	-	488,880.00	488,880.00		
Other Service Income	4020199000	-	11,400.00	13,800.00	16,500.00	17,000.00	58,700.00	58,700.00	-	58,700.00	58,700.00		
Other Gains	4050199000	-	-	-	-	-	-	-	-	-	-		
TOTAL FOR GENERAL FUND		-	132,620.00	142,050.00	329,070.00	192,715.00	796,455.00	796,455.00	-	796,455.00	796,455.00		
B. SPECIAL ACCOUNT IN THE GENERAL FUND													
B.1 Air Quality Mangement Fund (Fund 337)													
- Tax													
- Non-Tax													
Supervision and Regulation Enforcement Fees	4020107000	-	137,135.00	55,515.00	136,020.00	164,120.00	492,790.00	492,790.00	-	492,790.00	492,790.00		
Other Service Income	4020199000	-	-	-	-	-	-	-	-	-	-		
Fines and Penalties	4020114000	-	-	-	-	-	-	-	-	-	-		
Other Gains	4050199000	-	-	-	-	-	-	-	-	-	-		
Sub-Total		-	137,135.00	55,515.00	136,020.00	164,120.00	492,790.00	492,790.00	-	492,790.00	492,790.00		
LTO- Fines and Penalties		-	-	-	-	-	-	-	-	-	-		
Sub-Total		-	137,135.00	55,515.00	136,020.00	164,120.00	492,790.00	492,790.00	-	492,790.00	492,790.00		
B.2 National Water Quality Management Fund (Fund 152)*													
- Tax													
- Non-Tax													
Supervision and Regulation Enforcement Fees	4020107000	-	478,620.00	178,915.00	308,470.00	291,425.00	1,257,430.00	1,257,430.00	1,257,430.00	1,257,430.00	1,257,430.00		
Sub-Total		-	478,620.00	178,915.00	308,470.00	291,425.00	1,257,430.00	1,257,430.00	1,257,430.00	1,257,430.00	1,257,430.00		
B.3 Area Water Quality Management Fund (Fund 153)**													
- Tax													
- Non-Tax													
Supervision and Regulation Enforcement Fees	4020107000	-	187,288.00	150,505.00	246,563.00	95,704.00	680,060.00	680,060.00	680,060.00	680,060.00	680,060.00		
Sub-Total		-	187,288.00	150,505.00	246,563.00	95,704.00	680,060.00	680,060.00	680,060.00	680,060.00	680,060.00		
TOTAL FOR SPECIAL ACCOUNT IN THE GENERAL FUND		-	803,043.00	384,935.00	691,053.00	551,249.00	2,430,280.00	2,430,280.00	1,937,490.00	2,430,280.00	2,430,280.00		
C. OFF-BUDGET ACCOUNTS													
C.1 Environmental Revolving Fund (Fund 521)													
Fines and Penalties - Service Income	4020114000	-	260,000.00	205,000.00	272,500.00	-	737,500.00	-	-	-	-		
TOTAL FOR OFF-BUDGET ACCOUNTS		-	260,000.00	205,000.00	272,500.00	-	737,500.00	-	-	-	-		
D. CUSTODIAL FUNDS													
TOTAL FOR CUSTODIAL FUNDS		-	-	-	-	-	-	-	-	-	-		
GRANDTOTAL		-	1,195,663.00	731,985.00	1,292,623.00	743,964.00	3,964,235.00	1,289,245.00	-	1,289,245.00	1,289,245.00		

Certified Correct:

PASTOR I. MONTEJO
Accountant III
Date: _____

Approved By:

LETECIA R. MACEDA
Regional Director
Date: _____

leave blank