





Republic of the Philippines  
Department of Environment and Natural Resources  
**ENVIRONMENTAL MANAGEMENT BUREAU – RO No. 8**  
DENR 8 Compound, Brgy 2, Tacloban City  
[www.Emb.gov.ph/portal/ro8](http://www.Emb.gov.ph/portal/ro8)  
email: emb8\_emb8@yahoo.com



October 3, 2018

Ms. **CELIA S. TERADO**  
State Auditor III  
Audit Team Leader- EMB R8  
NGS R8, Cluster 8, Team No. 31



Dear Madam:

Greetings!


Respectfully submitting herewith the quarterly reports of EMB-R8 as of September 30, 2018, to wit:

1. FAR No. 5- Consolidated Quarterly Report of Revenue and Receipts
2. FAR No. 4- Monthly Report of Disbursement (July to September 2018)

Please acknowledge upon receipt thereof.

Thank you.

Very truly yours,

  
**LETECIA R. MACEDA**  
Regional Director

Consolidated Quarterly Report of Revenue and Other Receipts  
As of the Quarter Ending September 30, 2018  
(in Pesos)

Department : DENR  
Agency : EMB  
Operating Unit : REGION 8  
Organization Code (UACS) : 10 002 03 00008

CLASSIFICATION/SOURCES OF REVENUE AND OTHER RECEIPTS	UACS Code	REVENUE TARGET (Annual)	ACTUAL REVENUE AND OTHER RECEIPTS COLLECTIONS							CUMULATIVE REMITTANCE/DEPOSITS TO DATE			VARIANCE		Remarks
			1st Quarter	2nd Quarter	3rd Quarter	4th Quarter	TOTAL	Remittance to Btr	Deposited with AGDB	Total	Amount	%			
1	2	3	4	5	6	7	8=(4+5+6+7)	9	10	11=(9+10)	12=(8-3)	13=(12/3)	14		
<b>A. GENERAL FUND</b>															
- Tax															
Clearance and Certification Fees	4020104000	-	39,890.00	46,600.00	38,200.00	-	124,690.00	124,690.00	-	124,690.00	124,690.00	-	124,690.00		
Supervision and Regulation Enforcement Fees	4020107000	-	95,995.00	130,310.00	109,280.00	-	335,525.00	335,525.00	-	335,525.00	335,525.00	-	335,525.00		
Other Service Income	4020199000	-	51,400.00	73,200.00	57,200.00	-	181,800.00	181,800.00	-	181,800.00	181,800.00	-	181,800.00		
Other Gains	4050199000	-	-	-	-	-	-	-	-	-	-	-	-		
<b>TOTAL FOR GENERAL FUND</b>		-	<b>187,225.00</b>	<b>250,110.00</b>	<b>204,680.00</b>	-	<b>642,015.00</b>	<b>642,015.00</b>	-	<b>642,015.00</b>	<b>642,015.00</b>	-	<b>642,015.00</b>		
<b>B. SPECIAL ACCOUNT IN THE GENERAL FUND</b>															
<b>B.1 Air Quality Management Fund (Fund 337)</b>															
- Tax															
Supervision and Regulation Enforcement Fees	4020107000	-	588,618.00	418,760.00	493,740.00	-	1,501,118.00	1,501,118.00	-	1,501,118.00	1,501,118.00	-	1,501,118.00		
Other Service Income	4020199000	-	-	-	-	-	-	-	-	-	-	-	-		
Fines and Penalties	4020114000	-	-	-	-	-	-	-	-	-	-	-	-		
Other Gains	4050199000	-	-	-	-	-	-	-	-	-	-	-	-		
<b>Sub-Total</b>		-	<b>588,618.00</b>	<b>418,760.00</b>	<b>493,740.00</b>	-	<b>1,501,118.00</b>	<b>1,501,118.00</b>	-	<b>1,501,118.00</b>	<b>1,501,118.00</b>	-	<b>1,501,118.00</b>		
LTO- Fines and Penalties		-	-	-	-	-	-	-	-	-	-	-	-		
<b>B.2 National Water Quality Management Fund (Fund 152)*</b>															
- Tax															
Supervision and Regulation Enforcement Fees	4020107000	-	118,590.00	21,500.00	29,000.00	-	169,090.00	169,090.00	169,090.00	169,090.00	169,090.00	-	169,090.00		
Sub-Total		-	<b>118,590.00</b>	<b>21,500.00</b>	<b>29,000.00</b>	-	<b>169,090.00</b>	<b>169,090.00</b>	<b>169,090.00</b>	<b>169,090.00</b>	<b>169,090.00</b>	-	<b>169,090.00</b>		
<b>B.3 Area Water Quality Management Fund (Fund 133)**</b>															
- Tax															
Supervision and Regulation Enforcement Fees	4020107000	-	3,403,962.66	771,820.55	831,474.44	-	5,007,257.65	5,007,257.65	5,007,257.65	5,007,257.65	5,007,257.65	-	5,007,257.65		
Sub-Total		-	<b>3,403,962.66</b>	<b>771,820.55</b>	<b>831,474.44</b>	-	<b>5,007,257.65</b>	<b>5,007,257.65</b>	<b>5,007,257.65</b>	<b>5,007,257.65</b>	<b>5,007,257.65</b>	-	<b>5,007,257.65</b>		
<b>TOTAL FOR SPECIAL ACCOUNT IN THE GENERAL FUND</b>		-	<b>4,111,170.66</b>	<b>1,212,080.55</b>	<b>1,354,214.44</b>	-	<b>6,677,465.65</b>	<b>6,677,465.65</b>	<b>6,677,465.65</b>	<b>6,677,465.65</b>	<b>6,677,465.65</b>	-	<b>6,677,465.65</b>		
<b>C. OFF-BUDGET ACCOUNTS</b>															
<b>C.1 Environmental Revolving Fund (Fund 521)</b>															
Fines and Penalties - Service Income	4020114000	-	340,000.00	465,000.00	290,000.00	-	1,095,000.00	1,095,000.00	-	1,095,000.00	1,095,000.00	-	1,095,000.00		
<b>TOTAL FOR OFF-BUDGET ACCOUNTS</b>		-	<b>340,000.00</b>	<b>465,000.00</b>	<b>290,000.00</b>	-	<b>1,095,000.00</b>	<b>1,095,000.00</b>	-	<b>1,095,000.00</b>	<b>1,095,000.00</b>	-	<b>1,095,000.00</b>		
<b>D. CUSTODIAL FUNDS</b>															
<b>TOTAL FOR CUSTODIAL FUNDS</b>		-	-	-	-	-	-	-	-	-	-	-	-		
<b>GRAND TOTAL</b>		-	<b>4,638,395.66</b>	<b>1,927,190.55</b>	<b>1,848,894.44</b>	-	<b>8,414,480.65</b>	<b>2,143,133.00</b>	-	<b>2,143,133.00</b>	<b>2,143,133.00</b>	-	<b>2,143,133.00</b>		

Certified Correct:

Approved By:

PASTOR L. MONTENEO  
Accountant/LLH  
Date: \_\_\_\_\_

RETECIA R. MACEDA  
Regional Director  
Date: \_\_\_\_\_

