




Republic of the Philippines
Department of Environment and Natural Resources
ENVIRONMENTAL MANAGEMENT BUREAU – RO No. 8
DENR 8 Compound, Brgy 2, Tacloban City
www.Emb.gov.ph/portal/ro8
email: emb8_emb8@yahoo.com



January 9, 2019

Ms. **CELIA S. TERADO**
State Auditor III
Audit Team Leader- EMB R8
NGS R8, Cluster 8, Team No. 31



Dear Madam:

Greetings!


Respectfully submitting herewith the quarterly reports of EMB-R8 as of December 31, 2018, to wit:

1. FAR No. 5- Consolidated Quarterly Report of Revenue and Receipts

Please acknowledge upon receipt thereof.

Thank you.

Very truly yours,



LETECIA R. MACEDA
Regional Director


Consolidated Quarterly Report of Revenue and Other Receipts
As of the Quarter Ending December 31, 2018
(in Pesos)

Department : DENR
Agency : EMB
Operating Unit : REGION 8
Organization Code (UACS) : 10 002 03 00008

CLASSIFICATION/SOURCES OF REVENUE AND OTHER RECEIPTS	UACS Code	REVENUE TARGET (Annual)	ACTUAL REVENUE AND OTHER RECEIPTS COLLECTIONS							CUMULATIVE REMITTANCE/DEPOSITS TO DATE			VARIANCE		Remarks
			1st Quarter	2nd Quarter	3rd Quarter	4th Quarter	TOTAL	Remittance to Btr	Deposited with ASGB	Total	Amount	%			
			4	5	6	7	8=(4+5+6+7)	9	10	11=(9+10)	12=(8-3)	13=(12/3)	14		
A. GENERAL FUND															
- Tax															
- Non-Tax															
Clearance and Certification Fees	4020104000	-	39,890.00	46,600.00	38,200.00	65,300.00	189,990.00	189,990.00	-	189,990.00	189,990.00	-			
Supervision and Regulation Enforcement Fees	4020107000	-	95,935.00	130,310.00	109,280.00	331,490.00	667,015.00	667,015.00	-	667,015.00	667,015.00	-			
Other Service Income	4020199000	-	51,400.00	73,200.00	57,200.00	77,600.00	259,400.00	259,400.00	-	259,400.00	259,400.00	-			
Other Gains	4050199000	-	-	-	-	-	-	-	-	-	-	-			
TOTAL FOR GENERAL FUND			187,225.00	250,110.00	204,680.00	474,390.00	1,116,405.00	1,116,405.00	-	1,116,405.00	1,116,405.00	-			
B. SPECIAL ACCOUNT IN THE GENERAL FUND															
B.1 Air Quality Management Fund (Fund 337)															
- Tax															
- Non-Tax															
Supervision and Regulation Enforcement Fees	4020107000	-	588,618.00	418,760.00	493,740.00	504,664.00	2,005,782.00	2,005,782.00	-	2,005,782.00	2,005,782.00	-			
Other Service Income	4020199000	-	-	-	-	-	-	-	-	-	-	-			
Fines and Penalties	4020114000	-	-	-	-	-	-	-	-	-	-	-			
Other Gains	4050199000	-	-	-	-	-	-	-	-	-	-	-			
Sub-Total			588,618.00	418,760.00	493,740.00	504,664.00	2,005,782.00	2,005,782.00	-	2,005,782.00	2,005,782.00	-			
LTO- Fines and Penalties															
Sub-Total			588,618.00	418,760.00	493,740.00	504,664.00	2,005,782.00	2,005,782.00	-	2,005,782.00	2,005,782.00	-			
B.2 National Water Quality Management Fund (Fund 152)*															
- Tax															
- Non-Tax															
Supervision and Regulation Enforcement Fees	4020107000	-	118,590.00	21,500.00	29,000.00	397,150.00	566,240.00	566,240.00	-	566,240.00	566,240.00	-			
Sub-Total			118,590.00	21,500.00	29,000.00	397,150.00	566,240.00	566,240.00	-	566,240.00	566,240.00	-			
B.3 Area Water Quality Management Fund (Fund 153)**															
- Tax															
- Non-Tax															
Supervision and Regulation Enforcement Fees	4020107000	-	3,403,962.66	771,820.55	831,474.44	11,322.43	5,018,580.08	5,018,580.08	-	5,018,580.08	5,018,580.08	-			
Sub-Total			3,403,962.66	771,820.55	831,474.44	11,322.43	5,018,580.08	5,018,580.08	-	5,018,580.08	5,018,580.08	-			
TOTAL FOR SPECIAL ACCOUNT IN THE GENERAL FUND			4,111,170.66	1,212,080.55	1,354,214.44	913,136.43	7,590,602.08	7,590,602.08	-	7,590,602.08	7,590,602.08	-			
C. OFF-BUDGET ACCOUNTS															
C.1 Environmental Revolving Fund (Fund 521)															
Fines and Penalties - Service Income	4020114000	-	340,000.00	465,000.00	290,000.00	274,233.00	1,369,233.00	-	-	-	-	-			
TOTAL FOR OFF-BUDGET ACCOUNTS			340,000.00	465,000.00	290,000.00	274,233.00	1,369,233.00	-	-	-	-	-			
D. CUSTODIAL FUNDS															
TOTAL FOR CUSTODIAL FUNDS			4,638,395.66	1,927,190.55	1,848,894.44	1,661,759.43	10,076,240.08	3,122,187.00	-	3,122,187.00	3,122,187.00	-			
GRANDTOTAL			4,638,395.66	1,927,190.55	1,848,894.44	1,661,759.43	10,076,240.08	3,122,187.00	-	3,122,187.00	3,122,187.00	-	leave blank		

Certified Correct:


PASTOR L. MONTEGRO
Accountant III
Date: _____

Approved By: 
LETICIA R. MAFEDA
Regional Director
Date: _____