




Republic of the Philippines  
Department of Environment and Natural Resources  
**ENVIRONMENTAL MANAGEMENT BUREAU - RO 8**  
DENR 8 Compound, Brgy 2, Tacloban City  
[www.Emb.gov.ph/portal/ro8](http://www.Emb.gov.ph/portal/ro8)  
email: emb8\_emb8@yahoo.com



February 2, 2018

Ms. CELIA S. TERADO  
State Auditor III  
Audit Team Leader- EMB R8  
NGS R8, Cluster 8, Team No. 31



Dear Madam:

Greetings!

Respectfully submitting herewith the Monthly Report of Disbursement (FAR 4) for **JANUARY 2019**.

Please acknowledge upon receipt thereof.

Thank you.

Very truly yours,



LETECIA R. MACEDA  
Regional Director

## MONTHLY REPORT OF DISBURSEMENTS

For the month of JANUARY 2019




Department: Department of Environment and Natural Resources  
 Entity Name: Environmental Management Bureau- R8  
 Operating Unit:  
 Organization Code (UACS): 10 002 01 00000  
 Funding Source Code (as clustered): 101

PARTICULARS	CURRENT YEAR BUDGET					PRIOR YEAR'S BUDGET											TRUST LIABILITIES				GRAND TOTAL		Remarks					
	PS	MOOE	Fin. Exp	CO	TOTAL	PRIOR YEAR'S ACCOUNTS PAYABLE				CURRENT YEAR'S ACCOUNTS PAYABLE							SUB-TOTAL	PS	MOOE	CO	TOTAL	PS		MOOE	Fin. Exp	TOTAL		
						PS	MOOE	Fin. Exp	CO	Sub-Total	PS	MOOE	Fin. Exp	CO	Sub-Total	TOTAL												
1	2	3	4	5	6=(2+3+4+5)	7	8	9	10	11=(7+8+9+10)	12	13	14	15	16=(12+13+14+15)	17=(11+16)	18=(6+17)	19	20	21	22=(19+20+21)	23	24	25	26	27=(23+24+25+26)	28	
<b>JANUARY</b>																												
Notice of Cash Allocation (NCA)																												
MDS Checks Issued	3,405,884.80	178,064.87			3,583,949.67	780,585.01	1,925,380.56			2,705,965.57						2,705,965.57	6,289,915.24					4,186,469.81	2,103,445.43				6,289,915.24	
Advice to Debit Account																												
Tax Remittance Advices Issued (TRA)	325,751.77	6,315.63			332,067.40												332,067.40					325,751.77	6,315.63				332,067.40	
Cash Disbursement Ceiling (CDC)																												
Non-Cash Availment Authority (NCAA)																												
Others (CDT, BTr Docs Stamp, etc.)																												
<b>TOTAL</b>	<b>3,731,636.57</b>	<b>184,380.50</b>			<b>3,916,017.07</b>	<b>780,585.01</b>	<b>1,925,380.56</b>			<b>2,705,965.57</b>						<b>2,705,965.57</b>	<b>6,621,982.64</b>					<b>4,512,221.58</b>	<b>2,109,761.06</b>				<b>6,621,982.64</b>	
<b>FEBRUARY</b>																												
Notice of Cash Allocation																												
MDS Checks Issued																												
Advice to Debit Account																												
Tax Remittance Advices Issued																												
Cash Disbursement Ceiling																												
Non-Cash Availment Authority																												
Others (CDT, Docs Stamp, etc.)																												
<b>TOTAL</b>																												
<b>MARCH</b>																												
Notice of Cash Allocation																												
MDS Checks Issued																												
Advice to Debit Account																												
Tax Remittance Advices Issued																												
Cash Disbursement Ceiling																												
Non-Cash Availment Authority																												
Others (CDT, Docs Stamp, etc.)																												
<b>TOTAL</b>																												
<b>1ST QUARTER</b>																												
Notice of Cash Allocation																												
MDS Checks Issued	3,405,884.80	178,064.87			3,583,949.67	780,585.01	1,925,380.56			2,705,965.57						2,705,965.57	6,289,915.24					4,186,469.81	2,103,445.43				6,289,915.24	
Advice to Debit Account																												
Tax Remittance Advices Issued	325,751.77	6,315.63			332,067.40												332,067.40					325,751.77	6,315.63				332,067.40	
Cash Disbursement Ceiling																												
Non-Cash Availment Authority																												
Others (CDT, Docs Stamp, etc.)																												
<b>GRAND TOTAL</b>	<b>3,731,636.57</b>	<b>184,380.50</b>			<b>3,916,017.07</b>	<b>780,585.01</b>	<b>1,925,380.56</b>			<b>2,705,965.57</b>						<b>2,705,965.57</b>	<b>6,621,982.64</b>					<b>4,512,221.58</b>	<b>2,109,761.06</b>				<b>6,621,982.64</b>	

SUMMARY:	Previous Report			This Month (JANUARY)			As of Date			Previous Report			This Month (JANUARY)			As of Date													
Total Disbursement Authorities Received																													
NCA						5,234,000.00			5,234,000.00																				
Working Fund																													
TRA						332,067.40			332,067.40																				
CDC																													
NCAA																													
Others (CDT, BTr Docs Stamp, etc.)																													
Notice of Transfer Allocations (NTA)						1,160,638.00			1,160,638.00																				
Total Disbursements Authorities Available						6,726,705.40			6,726,705.40																				
Less: Lapsed NCA																													
Disbursements *						6,621,982.64			6,621,982.64																				
<b>Balance of Disbursements Authorities as of to date</b>						<b>104,722.76</b>			<b>104,722.76</b>																				

Notes: The use of NTA is discouraged  
 \* Amounts should tally

Certified Correct:   
**PASTOR I. MONTEJO**  
 Chief, Accounting Section

Certified Correct:   
**BETECIA R. MACEDA**  
 Regional Director



Republic of the Philippines  
Department of Environment and Natural Resources  
**ENVIRONMENTAL MANAGEMENT BUREAU – RO No. 8**  
DENR 8 Compound, Brgy 2, Tacloban City  
[www.Emb.gov.ph/portal/ro8](http://www.Emb.gov.ph/portal/ro8)  
email: emb8\_emb8@yahoo.com



March 1, 2019

**ENVIRONMENTAL MANAGEMENT BUREAU :**  
**RELEASED BY:** [Signature]  
**DATE:** 3/01/2019  
**TIME:** 9:55am

Ms. **CELIA S. TERADO**  
State Auditor III  
Audit Team Leader- EMB R8  
NGS R8, Cluster 8, Team No. 31

Dear Madam:

Greetings!

Respectfully submitting herewith the Monthly Report of Disbursement (FAR 4) for **FEBRUARY 2019**.

Please acknowledge upon receipt thereof.

Thank you.

Very truly yours,

[Signature]  
**LETECIA R. MACEDA**  
Regional Director



### MONTHLY REPORT OF DISBURSEMENTS For the month of FEBRUARY 2019

Department: Department of Environment and Natural Resources  
 Entity Name: Environmental Management Bureau - R8  
 Operating Unit:  
 Organization Code (UACS): 10 002 01 00000  
 Funding Source Code (as clustered): 101

PARTICULARS	CURRENT YEAR BUDGET					PRIOR YEAR'S ACCOUNTS PAYABLE					CURRENT YEAR'S ACCOUNTS PAYABLE					SUB-TOTAL	TRUST LIABILITIES				GRAND TOTAL					Remarks		
	PS	MOOE	Fin. Exp	CO	TOTAL	PS	MOOE	Fin. Exp	CO	Sub-Total	PS	MOOE	Fin. Exp	CO	Sub-Total		TOTAL	PS	MOOE	CO	TOTAL	PS	MOOE	Fin. Exp	CO		TOTAL	
1	2	3	4	5	6=(2+3+4+5)	7	8	9	10	11=(7+8+9+10)	12	13	14	15	16=(12+13+14+15)	17=(11+16)	18=(6+17)	19	20	21	22=(19+20+21)	23	24	25	26	27=(23+24+25+26)	28	
<b>JANUARY</b>																												
Notice of Cash Allocation (NCA)																												
MDS Checks Issued	3,405,884.80	178,064.87			3,583,949.67	780,585.01	1,925,380.56			2,705,965.57						2,705,965.57	6,289,915.24									4,186,469.81	2,103,445.43	6,289,915.24
Advice to Debit Account																												
Tax Remittance Advices Issued (TRA)	325,751.77	6,315.63			332,067.40												332,067.40									325,751.77	6,315.63	332,067.40
Cash Disbursement Ceiling (CDC)																												
Non-Cash Availment Authority (NCAA)																												
Others (CDT, BTr Docs Stamp, etc.)																												
<b>TOTAL</b>	<b>3,731,636.57</b>	<b>184,380.50</b>			<b>3,916,017.07</b>	<b>780,585.01</b>	<b>1,925,380.56</b>			<b>2,705,965.57</b>						<b>2,705,965.57</b>	<b>6,621,982.64</b>									<b>4,512,221.58</b>	<b>2,109,761.06</b>	<b>6,621,982.64</b>
<b>FEBRUARY</b>																												
Notice of Cash Allocation																												
MDS Checks Issu	2,531,582.97	1,063,532.13			3,595,115.10	1,262.03	1,460,643.84			1,461,905.87						1,461,905.87	5,057,020.97									2,532,845.00	2,524,175.97	5,057,020.97
Advice to Debit Account																												
Tax Remittance Advices Issued	352,077.29	43.21			352,120.50	9,360.52	38,209.55			47,570.07						47,570.07	399,690.57									361,437.81	38,252.76	399,690.57
Cash Disbursement Ceiling																												
Non-Cash Availment Authority																												
Others (CDT, Docs Stamp, etc.)																												
<b>TOTAL</b>	<b>2,883,660.26</b>	<b>1,063,575.34</b>			<b>3,947,235.60</b>	<b>10,622.55</b>	<b>1,498,853.39</b>			<b>1,509,475.94</b>						<b>1,509,475.94</b>	<b>5,456,711.54</b>									<b>2,894,282.81</b>	<b>2,562,428.73</b>	<b>5,456,711.54</b>
<b>MARCH</b>																												
Notice of Cash Allocation																												
MDS Checks Issu																												
Advice to Debit Account																												
Tax Remittance Advices Issued																												
Cash Disbursement Ceiling																												
Non-Cash Availment Authority																												
Others (CDT, Docs Stamp, etc.)																												
<b>TOTAL</b>																												
<b>1ST QUARTER</b>																												
Notice of Cash Allocation																												
MDS Checks Issu	5,937,467.77	1,241,597.00			7,179,064.77	781,847.04	3,386,024.40			4,167,871.44						4,167,871.44	11,346,936.21									6,719,314.81	4,627,621.40	11,346,936.21
Advice to Debit Account																												
Tax Remittance Advices Issued	677,829.06	6,358.84			684,187.90	9,360.52	38,209.55			47,570.07						47,570.07	731,757.97									687,189.58	44,568.39	731,757.97
Cash Disbursement Ceiling																												
Non-Cash Availment Authority																												
Others (CDT, Docs Stamp, etc.)																												
<b>GRAND TOTAL</b>	<b>6,615,296.83</b>	<b>1,247,955.84</b>			<b>7,863,252.67</b>	<b>791,207.56</b>	<b>3,424,233.95</b>			<b>4,215,441.51</b>						<b>4,215,441.51</b>	<b>12,078,694.18</b>									<b>7,406,504.39</b>	<b>4,672,189.79</b>	<b>12,078,694.18</b>

SUMMARY:	Previous Report			This Month (FEBRUARY)			As of Date			Previous Report			This Month (FEBRUARY)			As of Date				
	Total Disbursement Authorities Received	NCA	Working Fund	TRA	CDC	NCAA	Others (CDT, BTr Docs Stamp, etc.)	Notice of Transfer Allocations (NTA)	Total Disbursements Authorities Available	Less: Lapsed NCA	Disbursements *	Balance of Disbursements Authorities as of to date	Total Disbursements Program	Less: * Actual Disbursements	Lapsed NCA	(Over)/Under spending	Total Disbursements Program	Less: * Actual Disbursements	Lapsed NCA	(Over)/Under spending
Total Disbursement Authorities Received													6,726,705.40	6,621,982.64		104,722.76	6,726,705.40	6,621,982.64		104,722.76
NCA		6,394,638.00										5,204,000.00					5,603,690.57			
Working Fund												5,204,000.00					5,603,690.57			
TRA				332,067.40								399,690.57					399,690.57			
CDC																				
NCAA																				
Others (CDT, BTr Docs Stamp, etc.)																				
Notice of Transfer Allocations (NTA)													6,726,705.40				6,726,705.40			
Total Disbursements Authorities Available													6,726,705.40				6,726,705.40			
Less: Lapsed NCA																				
Disbursements *													6,621,982.64				6,621,982.64			
Balance of Disbursements Authorities as of to date													104,722.76				104,722.76			


Notes: The use of NTA is discouraged  
 \* Amounts should tally

Certified Correct  
  
**PASTOR L. MONTEJO**  
 Chief, Accounting Section
Certified Correct  
  
**LETECIA R. MACEDA**  
 Regional Director



Republic of the Philippines  
Department of Environment and Natural Resources  
**ENVIRONMENTAL MANAGEMENT BUREAU – RO No. 8**  
DENR 8 Compound, Brgy 2, Tacloban City  
[www.Emb.gov.ph/portal/ro8](http://www.Emb.gov.ph/portal/ro8)  
email: emb8\_emb8@yahoo.com

April 2, 2019

ENVIRONMENTAL MANAGEMENT BUREAU  
RELEASED BY:   
DATE: 4/02/19  
TIME: 9:06 am

Ms. CELIA S. TERADO  
State Auditor III  
Audit Team Leader- EMB R8  
NGS R8, Cluster 8, Team No. 31

Dear Madam:

Greetings!


Respectfully submitting herewith the Monthly Report of Disbursement (FAR 4) for **MARCH 2019**.

Please acknowledge upon receipt thereof.

Thank you.

Very truly yours,

"For and in the absence of the Regional Director"

  
**ENGR. REYNALDO B. BARRA**  
Chief, Clearance and Permitting Division  
OIC, Office of the Regional Director  
DENR-EMB 8, Tacloban City



**MONTHLY REPORT OF DISBURSEMENTS**  
For the month of MARCH 2019

Department: Department of Environment and Natural Resources  
 Entity Name: Environmental Management Bureau- R8  
 Operating Unit:  
 Organization Code (UACS): 10 002 01 00000  
 Funding Source Code (as clustered): 101

PARTICULARS	CURRENT YEAR BUDGET					PRIOR YEAR'S BUDGET										TRUST LIABILITIES				GRAND TOTAL					Remarks			
	PS	MOOE	Fin. Exp	CO	TOTAL	PRIOR YEAR'S ACCOUNTS PAYABLE					CURRENT YEAR'S ACCOUNTS PAYABLE					SUB-TOTAL	PS	MOOE	CO	TOTAL	PS	MOOE	Fin. Exp	CO		TOTAL		
						PS	MOOE	Fin. Exp	CO	Sub-Total	PS	MOOE	Fin. Exp	CO	Sub-Total												TOTAL	
1	2	3	4	5	6=(2+3+4+5)	7	8	9	10	11=(7+8+9+10)	12	13	14	15	16=(12+13+14+15)	17=(11+16)	18=(6+17)	19	20	21	22=(19+20+21)	23	24	25	26	27=(23+24+25+26)	28	
<b>JANUARY</b>																												
Notice of Cash Allocation (NCA)																												
MDS Checks Issued	3,405,884.80	178,064.87			3,583,949.67	780,585.01	1,925,380.56			2,705,965.57					2,705,965.57	6,289,915.24						4,186,469.81	2,103,445.43			6,289,915.24		
Advice to Debit Account																												
Tax Remittance Advices Issued (TRA)	325,751.77	6,315.63			332,067.40											332,067.40							325,751.77	6,315.63			332,067.40	
Cash Disbursement Ceiling (CDC)																												
Non-Cash Availment Authority (NCAA)																												
Others (CDT, BTr Docs Stamp, etc.)																												
<b>TOTAL</b>	<b>3,731,636.57</b>	<b>184,380.50</b>			<b>3,916,017.07</b>	<b>780,585.01</b>	<b>1,925,380.56</b>			<b>2,705,965.57</b>					<b>2,705,965.57</b>	<b>6,621,982.64</b>						<b>4,512,221.58</b>	<b>2,109,761.06</b>			<b>6,621,982.64</b>		
<b>FEBRUARY</b>																												
Notice of Cash Allocation																												
MDS Checks Issu	2,531,582.97	1,063,532.13			3,595,115.10	1,262.03	1,480,643.84			1,461,905.87					1,461,905.87	5,057,020.97							2,532,845.00	2,524,175.97			5,057,020.97	
Advice to Debit Account																												
Tax Remittance Advices Issued	352,077.29	43.21			352,120.50	9,300.52	38,209.55			47,570.07					47,570.07	399,690.57							361,437.61	38,252.70			399,690.57	
Cash Disbursement Ceiling																												
Non-Cash Availment Authority																												
Others (CDT, Docs Stamp, etc.)																												
<b>TOTAL</b>	<b>2,883,660.26</b>	<b>1,063,575.34</b>			<b>3,947,235.60</b>	<b>10,622.55</b>	<b>1,498,853.39</b>			<b>1,509,475.94</b>					<b>1,509,475.94</b>	<b>5,456,711.54</b>						<b>2,894,282.81</b>	<b>2,562,428.73</b>			<b>5,456,711.54</b>		
<b>MARCH</b>																												
Notice of Cash Allocation																												
MDS Checks Issu	2,651,569.17	2,701,196.53			5,352,765.70		3,701,689.93		1,305,561.11	5,007,251.04					5,007,251.04	10,360,016.74							2,651,569.17	6,402,886.46		1,305,561.11	10,360,016.74	
Advice to Debit Account																												
Tax Remittance Advices Issued	175,264.38	6,440.71			181,705.09		69,000.65			69,000.65					69,000.65	250,705.74							175,264.38	75,441.38			250,705.74	
Cash Disbursement Ceiling																												
Non-Cash Availment Authority																												
Others (CDT, Docs Stamp, etc.)																												
<b>TOTAL</b>	<b>2,826,833.55</b>	<b>2,707,637.24</b>			<b>5,534,470.79</b>		<b>3,770,690.58</b>		<b>1,305,561.11</b>	<b>5,076,251.69</b>					<b>5,076,251.69</b>	<b>10,610,722.48</b>						<b>2,826,833.55</b>	<b>6,478,327.82</b>		<b>1,305,561.11</b>	<b>10,610,722.48</b>		
<b>1ST QUARTER</b>																												
Notice of Cash Allocation																												
MDS Checks Issu	8,589,036.94	3,942,793.53			12,531,830.47	781,847.04	7,087,714.33		1,305,561.11	9,175,122.48					9,175,122.48	21,706,952.95							9,370,883.98	11,030,507.86		1,305,561.11	21,706,952.95	
Advice to Debit Account																												
Tax Remittance Advices Issued	853,093.44	12,799.55			865,892.99	9,300.52	107,210.20			116,570.72					116,570.72	982,463.71							862,453.96	120,006.75			982,463.71	
Cash Disbursement Ceiling																												
Non-Cash Availment Authority																												
Others (CDT, Docs Stamp, etc.)																												
<b>GRAND TOTAL</b>	<b>9,442,130.38</b>	<b>3,955,593.08</b>			<b>13,397,723.46</b>	<b>791,207.56</b>	<b>7,194,924.53</b>		<b>1,305,561.11</b>	<b>9,291,693.20</b>					<b>9,291,693.20</b>	<b>22,689,416.66</b>						<b>10,233,337.94</b>	<b>11,150,517.61</b>		<b>1,305,561.11</b>	<b>22,689,416.66</b>		

SUMMARY:	Disbursements Authorities Received			Disbursements * (Over)/Under spending		
	Previous Report	This Month (MARCH)	As of Date	Previous Report	This Month (MARCH)	As of Date
Total Disbursement Authorities Received						
NCA	11,598,638.00	23,296,000.00	34,894,638.00	12,330,395.97	23,546,705.74	35,877,101.71
Working Fund				12,078,694.18	10,610,722.48	22,689,416.66
TRA	731,757.97	250,705.74	982,463.71			
CDC						
NCAA						
Others (CDT, BTr Docs Stamp, etc.)						
Notice of Transfer Allocations (NTA)						
<b>Total Disbursements Authorities Available</b>	<b>12,330,395.97</b>	<b>23,546,705.74</b>	<b>35,877,101.71</b>			
Less: Lapsed NCA						
Disbursements *	2,078,694.18	10,610,722.48	22,689,416.66			
<b>Balance of Disbursements Authorities as of to date</b>	<b>251,701.79</b>	<b>12,935,983.26</b>	<b>13,187,685.05</b>			

Notes: The use of NTA is discouraged  
 \* Amounts should tally

Certified Correct

*[Signature]*  
**PASTOR I. MONTEJO**  
 Chief, Accounting Section

Certified Correct

*[Signature]*  
**LETECIA R. MAREDA**  
 Regional Director