




Republic of the Philippines
Department of Environment and Natural Resources
ENVIRONMENTAL MANAGEMENT BUREAU – RO No. 8
DENR 8 Compound, Brgy 2, Tacloban City
www.Emb.gov.ph/portal/ro8
email: emb8_emb8@yahoo.com



May 3, 2019

Ms. CELIA S. TERADO
State Auditor III
Audit Team Leader- EMB R8
NGS R8, Cluster 8, Team No. 31

ENVIRONMENTAL MANAGEMENT BUREAU 8
RELEASED BY: 
DATE: 5/03/19
TIME: 9:21am

Dear Madam:

Greetings!


Respectfully submitting herewith the Monthly Report of Disbursement (FAR 4) for **APRIL 2019**.

Please acknowledge upon receipt thereof.

Thank you.

Very truly yours,

"For and in the absence of the Regional Director"


ENGR. MA. CORAZON G. DACUYAN
OIC-Chief, Environmental Monitoring and Enforcement Division
OIC, Office of the Regional Director
DENR-EMB 8, Tacloban City



MONTHLY REPORT OF DISBURSEMENTS For the month of APRIL 2019


Department: Department of Environment and Natural Resources
 Entity Name: Environmental Management Bureau- R8
 Operating Unit:
 Organization Code (UACS): 10 002 01 00000
 Funding Source Code (as clustered): 101

PARTICULARS	CURRENT YEAR BUDGET					PRIOR YEAR'S ACCOUNTS PAYABLE										SUB-TOTAL	TRUST LIABILITIES					GRAND TOTAL					Remarks	
	PS	MOOE	Fin. Exp	CO	TOTAL	PRIOR YEAR'S ACCOUNTS PAYABLE					CURRENT YEAR'S ACCOUNTS PAYABLE						TOTAL	PS	MOOE	CO	TOTAL	PS	MOOE	Fin. Exp	CO	TOTAL		
						PS	MOOE	Fin. Exp	CO	Sub-Total	PS	MOOE	Fin. Exp	CO	Sub-Total													PS
1	2	3	4	5	6=(2+3+4+5)	7	8	9	10	11=(7+8+9+10)	12	13	14	15	16=(12+13+14+15)	17=(11+16)	18=(6+17)	19	20	21	22=(19+20+21)	23	24	25	26	27=(23+24+25+26)	28	
APRIL																												
Notice of Cash Allocation (NCA)																												
MDS Checks Issued	3,350,207.83	1,068,208.02			4,418,415.85		468,072.85			468,072.85						468,072.85	4,886,488.70					3,350,207.83	1,536,280.87				4,896,488.70	
Advice to Debit Account																												
Tax Remittance Advices Issued (TRA)	180,331.33	60,265.13			240,596.46		245,664.90		2,612.14	248,277.04						248,277.04	488,873.50					180,331.33	305,930.03		2,612.14		488,873.50	
Cash Disbursement Ceiling (CDC)																												
Non-Cash Availment Authority (NCAA)																												
Others (CDT, BTr Docs Stamp, etc.)																												
TOTAL	3,530,539.16	1,128,473.15			4,659,012.31		713,737.75		2,612.14	716,349.89						716,349.89	5,375,362.20					3,530,539.16	1,842,210.90		2,612.14		5,375,362.20	
MAY																												
Notice of Cash Allocation																												
MDS Checks Iss																												
Advice to Debit Account																												
Tax Remittance Advices Issued																												
Cash Disbursement Ceiling																												
Non-Cash Availment Authority																												
Others (CDT, Docs Stamp, etc.)																												
TOTAL																												
JUNE																												
Notice of Cash Allocation																												
MDS Checks Iss																												
Advice to Debit Account																												
Tax Remittance Advices Issued																												
Cash Disbursement Ceiling																												
Non-Cash Availment Authority																												
Others (CDT, Docs Stamp, etc.)																												
TOTAL																												
2ND QUARTER																												
Notice of Cash Allocation																												
MDS Checks Iss	3,350,207.83	1,068,208.02			4,418,415.85		468,072.85			468,072.85						468,072.85	4,886,488.70					3,350,207.83	1,536,280.87				4,886,488.70	
Advice to Debit Account																												
Tax Remittance Advices Issued	180,331.33	60,265.13			240,596.46		245,664.90		2,612.14	248,277.04						248,277.04	488,873.50					180,331.33	305,930.03		2,612.14		488,873.50	
Cash Disbursement Ceiling																												
Non-Cash Availment Authority																												
Others (CDT, Docs Stamp, etc.)																												
TOTAL	3,530,539.16	1,128,473.15			4,659,012.31		713,737.75		2,612.14	716,349.89						716,349.89	5,375,362.20					3,530,539.16	1,842,210.90		2,612.14		5,375,362.20	

SUMMARY:	Previous Report			This Month (APRIL)			As of Date			Previous Report			This Month (APRIL)			As of Date		
Total Disbursement Authorities Received																		
NCA		34,694,638.00			6,394,000.00			41,288,638.00		Total Disbursements Program	35,877,101.71		6,882,873.50		42,759,975.21			
Working Fund		-			-			-		Less: * Actual Disbursements	22,689,416.66		5,375,362.20		28,064,778.86			
TRA		982,463.71			488,873.50			1,471,337.21		Lapsed NCA	13,187,685.05				13,187,685.05			
CDC		-			-			-		(Over)/Under spending			1,507,511.30		1,507,511.30			
NCAA		-			-			-										
Others (CDT, BTr Docs Stamp, etc.)		-			-			-										
Notice of Transfer Allocations (NTA)																		
Total Disbursements Authorities Available		35,877,101.71			6,882,873.50			42,759,975.21										
Less: Lapsed NCA		13,187,685.05						13,187,685.05										
Disbursements *		22,689,416.66			5,375,362.20			28,064,778.86										
Balance of Disbursements Authorities as of to date		1,507,511.30			1,507,511.30			1,507,511.30										

Notes: The use of NTA is discouraged
 * Amounts should tally

Certified Correct: 
PASTOR M. MONTEJANO
 Chief, Accounting Section


Certified Correct: 
CECILIA R. MARESCA
 Regional Director



Republic of the Philippines
Department of Environment and Natural Resources
ENVIRONMENTAL MANAGEMENT BUREAU – RO No. 8
DENR 8 Compound, Brgy 2, Tacloban City
www.Emb.gov.ph/portal/ro8
email: emb8_emb8@yahoo.com



June 4, 2019

ENVIRONMENTAL MANAGEMENT BUREAU
RELEASED BY: 
DATE: 6/6/19
TIME: 5:02pm

Ms. CELIA S. TERADO
State Auditor III
Audit Team Leader- EMB R8
NGS R8, Cluster 8, Team No. 31

Dear Madam:

Greetings!

Respectfully submitting herewith the Monthly Report of Disbursement (FAR 4) for **MAY 2019**.

Please acknowledge upon receipt thereof.

Thank you.

Very truly yours,


LETECIA R. MACEDA
Regional Director
9

MONTHLY REPORT OF DISBURSEMENTS
For the month of MAY 2019



Department: Department of Environment and Natural Resources
 Entity Name: Environmental Management Bureau - R8
 Operating Unit:
 Organization Code (UACS): 10 002 01 00000
 Funding Source Code (as clustered): 101

PARTICULARS	CURRENT YEAR BUDGET					PRIOR YEAR'S BUDGET											SUB-TOTAL	TRUST LIABILITIES				GRAND TOTAL					Remarks	
	PS	MOOE	Fin Exp	CO	TOTAL	PRIOR YEAR'S ACCOUNTS PAYABLE					CURRENT YEAR'S ACCOUNTS PAYABLE							PS	MOOE	CO	TOTAL	PS	MOOE	Fin Exp	CO	TOTAL		
						PS	MOOE	Fin Exp	CO	Sub-Total	PS	MOOE	Fin Exp	CO	Sub-Total	TOTAL												
1	2	3	4	5	6=(2+3+4+5)	7	8	9	10	11=(7+8+9+10)	12	13	14	15	16=(12+13+14+15)	17=(11+16)	18=(6+17)	19	20	21	22=(19+20+21)	23	24	25	26	27=(23+24+25+26)	28	
APRIL																												
Notice of Cash Allocation (NCA)																												
MDS Checks Issued	3,350,207.83	1,068,206.02			4,418,415.85		468,072.85			468,072.85						468,072.85	4,886,488.70					3,350,207.83	1,536,280.67				4,886,488.70	
Advice to Debit Account																												
Tax Remittance Advices Issued (TRA)	180,331.33	60,265.13			240,596.46		245,664.90		2,612.14	248,277.04						248,277.04	488,873.50					180,331.33	305,930.03		2,612.14		488,873.50	
Cash Disbursement Ceiling (CDC)																												
Non-Cash Availment Authority (NCAA)																												
Others (CDT, BTr Docs Stamp, etc.)																												
TOTAL	3,530,539.16	1,128,473.15			4,659,012.31		713,737.75		2,612.14	716,349.89						716,349.89	5,375,362.20					3,530,539.16	1,842,210.90		2,612.14		5,375,362.20	
MAY																												
Notice of Cash Allocation																												
MDS Checks Issu	4,501,974.87	1,795,543.93			6,297,518.80		73,422.77			73,422.77						73,422.77	6,370,941.57					4,501,974.87	1,868,966.70				6,370,941.57	
Advice to Debit Account																												
Tax Remittance Advices Issued	360,190.53	19,669.99			379,860.52		21,207.55			21,207.55						21,207.55	401,068.07					360,190.53	40,877.54				401,068.07	
Cash Disbursement Ceiling																												
Non-Cash Availment Authority																												
Others (CDT, Docs Stamp, etc.)																												
TOTAL	4,862,165.40	1,815,213.92			6,677,379.32		94,630.32			94,630.32						94,630.32	6,772,009.64					4,862,165.40	1,909,844.24				6,772,009.64	
JUNE																												
Notice of Cash Allocation																												
MDS Checks Issu																												
Advice to Debit Account																												
Tax Remittance Advices Issued																												
Cash Disbursement Ceiling																												
Non-Cash Availment Authority																												
Others (CDT, Docs Stamp, etc.)																												
TOTAL																												
2ND QUARTER																												
Notice of Cash Allocation																												
MDS Checks Issu	7,852,182.70	2,863,751.96			10,715,934.66		541,495.62			541,495.62						541,495.62	11,257,430.27					7,852,182.70	3,405,247.57				11,257,430.27	
Advice to Debit Account																												
Tax Remittance Advices Issued	540,521.86	79,935.12			620,456.98		266,872.45		2,612.14	269,484.59						269,484.59	889,941.57					540,521.86	346,807.57		2,612.14		889,941.57	
Cash Disbursement Ceiling																												
Non-Cash Availment Authority																												
Others (CDT, Docs Stamp, etc.)																												
GRAND TOTAL	8,392,704.56	2,943,687.07			11,336,391.63		808,368.07		2,612.14	810,980.21						810,980.21	12,147,371.84					8,392,704.56	3,752,055.14		2,612.14		12,147,371.84	

SUMMARY:	Previous Report			This Month (MAY)			As of Date			Previous Report			This Month (MAY)			As of Date												
Total Disbursement Authorities Received																												
NCA			41,288,638.00			7,604,000.00			48,892,638.00						42,759,975.21			8,005,068.07			50,765,043.28							
Working Fund															28,064,778.86			6,772,009.64			34,836,788.50							
RA			1,471,337.21			401,068.07			1,872,405.28						13,187,685.05			1,233,058.43			13,187,685.05							
CDC																												
NCAA																												
Others (CDT, BTr Docs Stamp, etc.)																												
Notice of Transfer Allocations (NTA)																												
Total Disbursements Authorities Available			42,759,975.21			8,005,068.07			50,765,043.28								42,759,975.21			50,765,043.28								
Less: Lapsed NCA			13,187,685.05						13,187,685.05								28,064,778.86			34,836,788.50								
Disbursements *			28,064,778.86			6,772,009.64			34,836,788.50								13,187,685.05			13,187,685.05								
Balance of Disbursements Authorities as of to date			1,507,511.30			1,233,058.43			2,740,569.73								1,507,511.30			2,740,569.73								
Notes: The use of NTA is discouraged																												
* Amounts should tally																												
Certified Correct																												
PASTOR I. MONTEJO Chief, Accounting Section																												




Republic of the Philippines
Department of Environment and Natural Resources
ENVIRONMENTAL MANAGEMENT BUREAU – RO No. 8
DENR 8 Compound, Brgy 2, Tacloban City
www.Emb.gov.ph/portal/ro8
email: emb8_emb8@yahoo.com



July 4, 2019

Ms. CELIA S. TERADO
State Auditor III
Audit Team Leader- EMB R8
NGS R8, Cluster 8, Team No. 31

ENVIRONMENTAL MANAGEMENT BUREAU
RELEASED BY: 
DATE: 7/4/19
TIME: 9:57am

Dear Madam:

Greetings!


Respectfully submitting herewith the Monthly Report of Disbursement (FAR 4) for JUNE 2019.

Please acknowledge upon receipt thereof.

Thank you.

Very truly yours,

"For and in the absence of the Regional Director"


ENGR. MA. CORAZON G. DACUYAN
OIC Chief, Environmental Monitoring and Enforcement Division
OIC, Office of the Regional Director
DENR-EMB 8, Tacloban City

K 9



MONTHLY REPORT OF DISBURSEMENTS

For the month of JUNE 2019

Department: Department of Environment and Natural Resources
 Entity Name: Environmental Management Bureau- R8
 Operating Unit:
 Organization Code (UACS): 10 002 01 00000
 Funding Source Code (as clustered): 101

PARTICULARS	CURRENT YEAR BUDGET					PRIOR YEAR'S BUDGET											TRUST LIABILITIES				GRAND TOTAL					Remarks		
	PS	MOOE	Fin. Exp	CO	TOTAL	PRIOR YEAR'S ACCOUNTS PAYABLE					CURRENT YEAR'S ACCOUNTS PAYABLE					TOTAL	SUB-TOTAL	PS	MOOE	CO	TOTAL	PS	MOOE	Fin Exp	CO		TOTAL	
						PS	MOOE	Fin. Exp	CO	Sub-Total	PS	MOOE	Fin. Exp	CO	Sub-Total													17=(11+16)
1	2	3	4	5	6=(2+3+4+5)	7	8	9	10	11=(7+8+9+10)	12	13	14	15	16=(12+13+14+15)	17	18	19	20	21	22	23	24	25	26	27	28	
APRIL																												
Notice of Cash Allocation (NCA)																												
MDS Checks Issued	3,350,207.83	1,068,208.02			4,418,415.85		468,072.85			468,072.85						468,072.85	4,886,488.70					3,350,207.83	1,536,280.87				4,886,488.70	
Advice to Debit Account																												
Tax Remittance Advices Issued (TRA)	180,331.33	60,265.13			240,596.46		245,664.90		2,612.14	248,277.04						248,277.04	488,873.50					180,331.33	305,930.03		2,612.14		488,873.50	
Cash Disbursement Ceiling (CDC)																												
Non-Cash Availment Authority (NCAA)																												
Others (CDT, BTr Docs Stamp, etc.)																												
TOTAL	3,530,539.16	1,128,473.15			4,659,012.31		713,737.75		2,612.14	716,349.89						716,349.89	5,375,362.20					3,530,539.16	1,842,210.90		2,612.14		5,375,362.20	
MAY																												
Notice of Cash Allocation																												
MDS Checks Issued	4,501,974.87	1,795,543.93			6,297,518.80		73,422.77			73,422.77						73,422.77	6,370,941.57					4,501,974.87	1,868,966.70				6,370,941.57	
Advice to Debit Account																												
Tax Remittance Advices Issued	360,190.53	19,669.99			379,860.52		21,207.55			21,207.55						21,207.55	401,068.07					360,190.53	40,877.54				401,068.07	
Cash Disbursement Ceiling																												
Non-Cash Availment Authority																												
Others (CDT, Docs Stamp, etc.)																												
TOTAL	4,862,165.40	1,815,213.92			6,677,379.32		94,630.32			94,630.32						94,630.32	6,772,009.64					4,862,165.40	1,909,844.24				6,772,009.64	
JUNE																												
Notice of Cash Allocation																												
MDS Checks Issued	4,007,257.48	6,130,902.86			10,138,160.34		(1,058,170.35)		(444,773.91)	(1,502,944.26)		2,212,526.66		444,773.91	2,657,300.57	1,154,356.31	11,292,516.65					4,007,257.48	7,285,259.17		(0.00)		11,292,516.65	
Advice to Debit Account																												
Tax Remittance Advices Issued	231,898.64	23,664.08			255,562.72		(115,955.94)		46,111.66	(69,844.28)		53,415.83		25,175.89	78,591.72	8,747.44	264,310.16					231,898.64	(38,876.03)		71,287.55		264,310.16	
Cash Disbursement Ceiling																												
Non-Cash Availment Authority																												
Others (CDT, Docs Stamp, etc.)																												
TOTAL	4,239,156.12	6,154,566.94			10,393,723.06		(1,174,126.29)		(398,662.25)	(1,572,788.54)		2,265,942.49		469,949.80	2,735,892.29	1,163,103.75	11,556,826.81					4,239,156.12	7,246,383.14		71,287.55		11,556,826.81	
2ND QUARTER																												
Notice of Cash Allocation																												
MDS Checks Issued	11,859,440.18	8,994,654.81			20,854,094.99		(516,674.73)		(444,773.91)	(961,448.64)		2,212,526.66		444,773.91	2,657,300.57	1,695,851.93	22,549,946.92					11,859,440.18	10,690,506.74		(0.00)		22,549,946.92	
Advice to Debit Account																												
Tax Remittance Advices Issued	772,420.50	103,599.20			876,019.70		150,916.51		48,723.80	199,640.31		53,415.83		25,175.89	78,591.72	278,232.03	1,154,251.73					772,420.50	307,931.54		73,899.69		1,154,251.73	
Cash Disbursement Ceiling																												
Non-Cash Availment Authority																												
Others (CDT, Docs Stamp, etc.)																												
TOTAL	12,631,860.68	9,098,254.01			21,730,114.69		(365,758.22)		(396,050.11)	(761,808.33)		2,265,942.49		469,949.80	2,735,892.29	1,974,083.96	23,704,198.65					12,631,860.68	10,998,438.28		73,899.69		23,704,198.65	

SUMMARY:	Previous Report			This Month (JUNE)			As of Date			Total Disbursements Program	Previous Report			This Month (JUNE)			As of Date		
Total Disbursement Authorities Received																			
NCA		48,892,638.00			8,552,000.00			57,444,638.00			50,765,043.28			8,816,310.16			59,581,353.44		
Working Fund		-			-			-			34,836,788.50			11,556,826.81			46,393,615.31		
TRA		1,872,405.28			264,310.16			2,136,715.44			13,187,685.05			53.08			13,187,738.13		
CDC		-			-			-			-			-			-		
NCAA		-			-			-			-			-			-		
Others (CDT, BTr Docs Stamp, etc.)		-			-			-			-			-			-		
Notice of Transfer Allocations (NTA)		-			-			-			-			-			-		
Total Disbursements Authorities Available		50,765,043.28			8,816,310.16			59,581,353.44			50,765,043.28			8,816,310.16			59,581,353.44		
Less: Lapsed NCA		13,187,685.05			53.08			13,187,738.13			34,836,788.50			11,556,826.81			46,393,615.31		
Disbursements *		34,836,788.50			11,556,826.81			46,393,615.31			2,740,569.73			(2,740,569.73)			-		
Balance of Disbursements Authorities as of to date		(2,740,569.73)			(2,740,569.73)			-			(2,740,569.73)			-			-		

Notes: The use of NTA is discouraged
* Amounts should tally

Certified Correct:

PASTOR L. MONTEJO
Chief, Accounting Section

Certified Correct:

LETICIA R. MACEDA
Regional Director